

INSTALLATION OF PVA FOAM BRUSHES

1. Remove the wheel tubes and the existing brushes from the wheel tubes. (see Figure 1)
2. Place the PVA foam brushes in water. They will become very soft and very smooth.
3. Push a plastic bag into the hole in the center of the brush (as shown in Figure 2) and then pull the brush over the wheel tube (as shown in Figure 3).
4. Complete the operation by sliding the new brush over the wheel tube (as shown in Figure 4) and by removing the plastic bag. Reinstall the wheel tubes onto the pool cleaner.

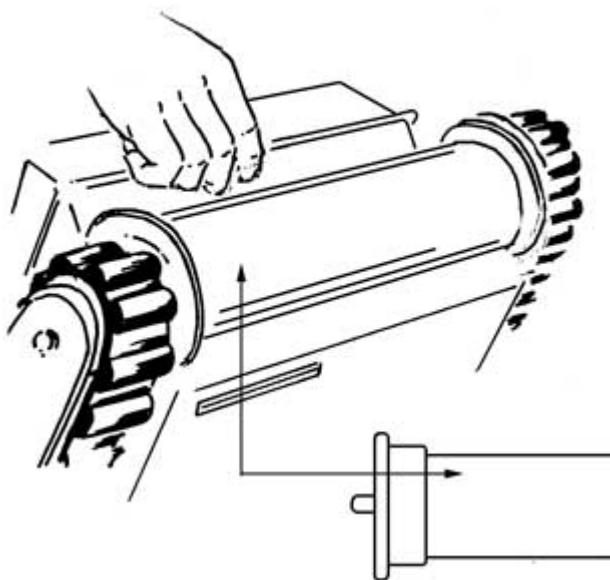


Figure 1




Figure 2

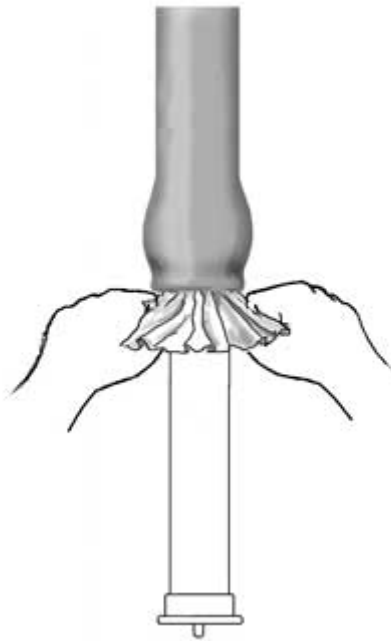


Figure 3



Figure 4